



KUADRA

ref. **1** **Kuadra R** - 1/4 de cercle à 4 panneaux: 2 coulissants + 2 fixes / *Curved shower enclosure, 4 sections, 2 sliding + 2 fixed*



ref. **5** **Kuadra G+1F** EN ALIGNEMENT / *IN LINE* Porte pivotante + paroi fixe en alignement / *Pivot door and 1 panel in line +* ref. **8** **Kuadra F** - Paroi fixe / *Side panel*

# Kuadra

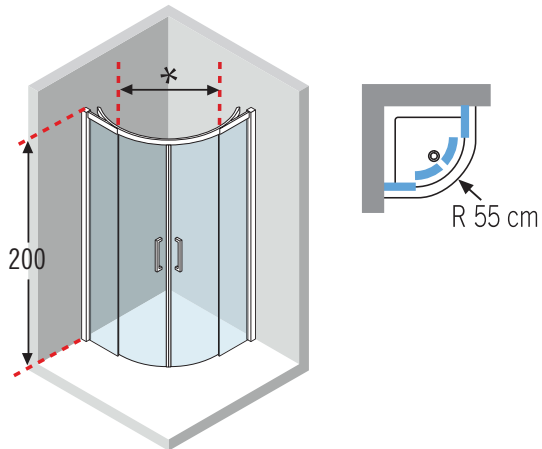
hauteur paroi / shower height

**200 cm**

crystal transparent / clear glass


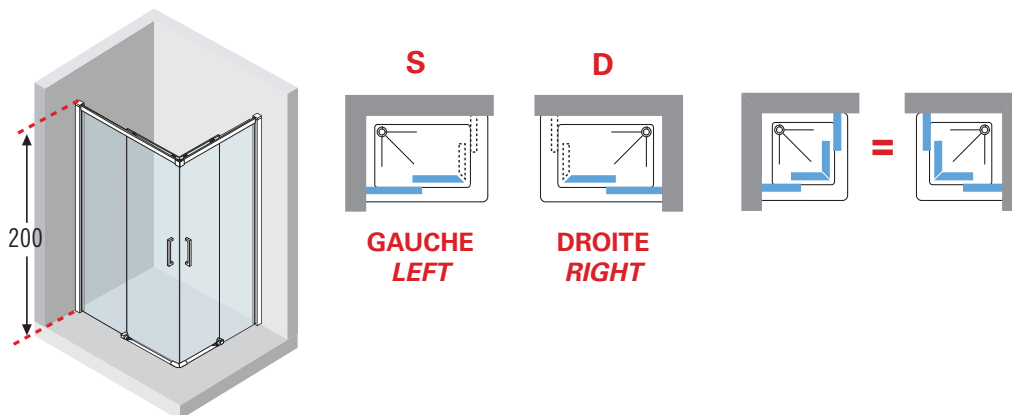
**8 mm**

ref. **1** **Kuadra R** - 1/4 de cercle à 4 panneaux: 2 coulissants + 2 fixes / Curved shower enclosure, 4 sections, 2 sliding + 2 fixed






Pour le détail des mesures voir p. 61. / For more help with choosing EXACTLY the model you want, see page 61.  
Comment relever les mesures voir p. 60. / How to take the measurement see page 60.

ref. **2** **Kuadra A** - Accès d'angle à 4 panneaux: 2 coulissants + 2 fixes / Comer entry enclosure, 2 sliding + 2 fixed sections



Pour le détail des mesures voir p. 61. / For more help with choosing EXACTLY the model you want, see page 61.  
Comment relever les mesures voir p. 60. / How to take the measurement see page 60.

OLYMPIC PLUS	cm	Bord/Rim 11,5 cm	Bord/Rim 4,5 cm	Bianco/White + cod. <b>30</b>	Noir/Black + cod. <b>28</b>	OLYMPIC	cm	Bord/Rim 11,5 cm	Bord/Rim 4,5 cm	Prix Price
	120 x 70	<b>OL1207011-</b>	<b>OL120704-</b>				75 x 75	<b>OL7511-30</b>	<b>OL754-30</b>	
	120 x 80	<b>OL8012011-</b>	<b>OL801204-</b>				80 x 80	<b>OL8011-30</b>	<b>OL804-30</b>	
							90 x 72	<b>OL729011-30</b>	<b>OL72904-30</b>	
							90 x 90	<b>OL9011-30</b>	<b>OL904-30</b>	
							100 x 80	<b>OL1008011-30</b>	<b>OL100804-30</b>	
							100 x 100	<b>OL10011-30</b>	<b>OL1004-30</b>	




Exemple de composition du code receveurs de douche: / How to choose your product using the codes: **OL1207011-30** = **OL1207011-** + **30**





Compatibilité avec receveurs de douche Novellini / For shower trays, p. 466-468. Pour compatibilité avec autres receveurs de douche / For compatibility with other shower trays, see p. 480-481.

Codice/Code: **KUADR90-1K**

=	<b>KUADR90-</b>	+		+	<b>1</b>	+	<b>K</b>
	KUADR90-		<b>S-</b>	<b>D-</b>	<b>1</b>	<b>51</b>	

Exemple de composition du code:  
How to choose your product using the codes:

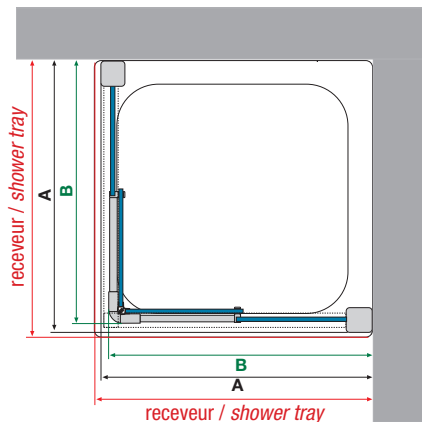
Mesures Measurements (cm) **	Passage Access (cm)	Code Code	Gauche Left	Droite Right	Choix Verre Glass type		Profilé Profile Prix / Price
					<b>1</b>	<b>51</b>	<b>K</b>
					Transparent Clear	Sér. Ravenna Ravenna print.	Chrome
90 ↔ 90	51	<b>KUADR90-</b>					

			<b>S-</b>	<b>D-</b>	<b>1</b>	<b>51</b>	<b>K</b>	
			Gauche Left	Droite Right	Transparent Clear	Sér. Ravenna Ravenna print.	Chrome	
69 ↔ 72		<b>KUADA69L</b>						
72 ↔ 75		<b>KUADA72L</b>						
75 ↔ 78		<b>KUADA75L</b>						
78 ↔ 81		<b>KUADA78L</b>						
81 ↔ 84		<b>KUADA81L</b>						
84 ↔ 87		<b>KUADA84L</b>						
87 ↔ 90		<b>KUADA87L</b>						
90 ↔ 93		<b>KUADA90L</b>						
93 ↔ 96		<b>KUADA93L</b>						
96 ↔ 99		<b>KUADA96L</b>						
99 ↔ 102		<b>KUADA99L</b>						
102 ↔ 105		<b>KUADA102L</b>						
105 ↔ 108		<b>KUADA105L</b>						
108 ↔ 111		<b>KUADA108L</b>						
111 ↔ 114		<b>KUADA111L</b>						
114 ↔ 117		<b>KUADA114L</b>						
117 ↔ 120		<b>KUADA117L</b>						
120 ↔ 123		<b>KUADA120L</b>						
H 170 ↓ 200 L 69 ↔ 120		<b>D KUADALDSP</b> <b>S KUADALSSP</b>						

**POUR COMPOSER UN ANGLE, COMMANDER 2 CÔTÉS (1 CÔTÉ DROIT + 1 CÔTÉ GAUCHE)**  
**MAKE YOUR OWN ENCLOSURE BY SELECTING 2 SIDES (1 RIGHT SIDE + 1 LEFT SIDE)**

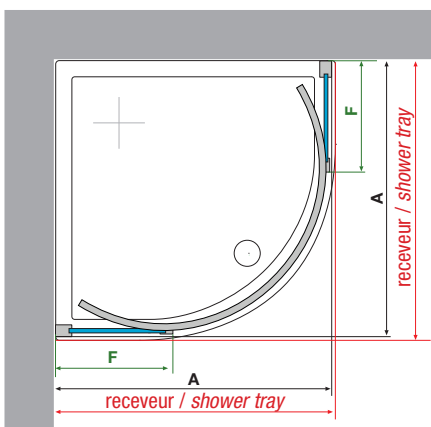
\*\* Les mesures se réfèrent à ce qui a été relevé du mur au bord extérieur du receveur de douche et elles correspondent à l'encombrement effectif de la paroi.  
\*\* Measurements must be taken from the wall to the external edge of the shower tray, and correspond to the actual dimensions of the shower cubicle.

**ref. 2 Kuadra A** Accès d'angle à 4 panneaux: 2 coulissants + 2 fixes  
*Corner entry enclosure, 2 sliding + 2 fixed sections*



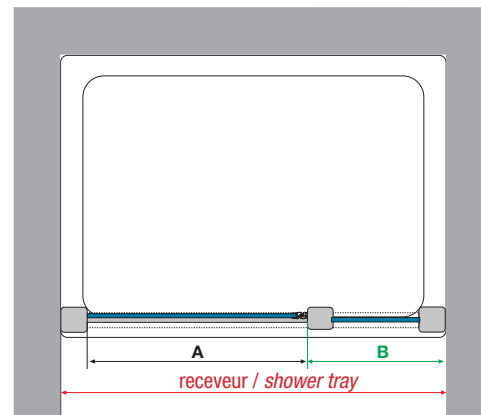
Code	Dimensions paroi de - a Measure shower trays by - to	A	B
KUADA69L	69 ↔ 72	68 ↔ 71	66,5 ↔ 69,5
KUADA72L	72 ↔ 75	71 ↔ 74	69,5 ↔ 72,5
KUADA75L	75 ↔ 78	74 ↔ 77	72,5 ↔ 75,5
KUADA78L	78 ↔ 81	77 ↔ 80	75,5 ↔ 78,5
KUADA81L	81 ↔ 84	80 ↔ 83	78,5 ↔ 81,5
KUADA84L	84 ↔ 87	83 ↔ 86	81,5 ↔ 84,5
KUADA87L	87 ↔ 90	86 ↔ 89	84,5 ↔ 87,5
KUADA90L	90 ↔ 93	89 ↔ 92	87,5 ↔ 90,5
KUADA93L	93 ↔ 96	92 ↔ 95	90,5 ↔ 93,5
KUADA96L	96 ↔ 99	95 ↔ 98	93,5 ↔ 96,5
KUADA99L	99 ↔ 102	98 ↔ 101	96,5 ↔ 99,5
KUADA102L	102 ↔ 105	101 ↔ 104	99,5 ↔ 102,5
KUADA105L	105 ↔ 108	104 ↔ 107	102,5 ↔ 105,5
KUADA108L	108 ↔ 111	107 ↔ 110	105,5 ↔ 108,5
KUADA111L	111 ↔ 114	110 ↔ 113	108,5 ↔ 111,5
KUADA114L	114 ↔ 117	113 ↔ 116	111,5 ↔ 114,5
KUADA117L	117 ↔ 120	116 ↔ 119	114,5 ↔ 117,5
KUADA120L	120 ↔ 123	119 ↔ 122	117,5 ↔ 120,5

**ref. 1 Kuadra R** 1/4 de cercle à 4 panneaux: 2 coulissants + 2 fixes  
*Curved shower enclosure, 4 sections, 2 sliding + 2 fixed*



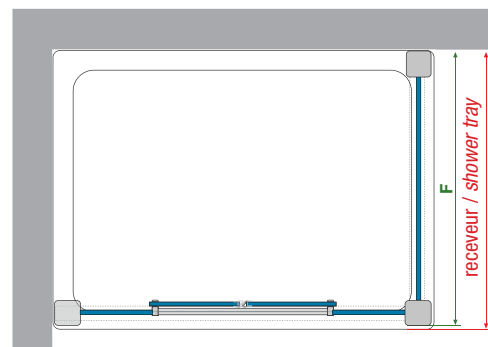
Code	Dimensions paroi de - a Measure shower trays by - to	F	A
KUADR90	88,5 ↔ 91,5	36 ↔ 39	87,5 ↔ 90,5

**ref. 5 Kuadra G+1F** Porte pivotante + paroi fixe en alignement  
*Pivot door and 1 panel in line*



Code	Dimensions paroi de - a Measure shower trays by - to	A	B
KUADGF96	96 ↔ 102	50	36 ↔ 39
KUADGF102	102 ↔ 108	56	36 ↔ 39
KUADGF108	108 ↔ 114	56	42 ↔ 45
KUADGF114	114 ↔ 120	62	42 ↔ 45
KUADGF120	120 ↔ 126	62	48 ↔ 51
KUADGF126	126 ↔ 132	68	48 ↔ 51
KUADGF132	132 ↔ 138	68	54 ↔ 57
KUADGF138	138 ↔ 144	74	54 ↔ 57
KUADGF144	144 ↔ 150	74	60 ↔ 63
KUADGF150	150 ↔ 156	74	66 ↔ 69
KUADGF156	156 ↔ 162	80	66 ↔ 69


**ref. 8 Kuadra F** Paroi fixe / Side panel




Code	Dimensions paroi de - a Measure shower trays by - to	F
KUADF66	66 ↔ 69	65 ↔ 68
KUADF69	69 ↔ 72	68 ↔ 71
KUADF72	72 ↔ 75	71 ↔ 74
KUADF75	75 ↔ 78	74 ↔ 77
KUADF78	78 ↔ 81	77 ↔ 80
KUADF81	81 ↔ 84	80 ↔ 83
KUADF84	84 ↔ 87	83 ↔ 86
KUADF87	87 ↔ 90	86 ↔ 89
KUADF90	90 ↔ 93	89 ↔ 92
KUADF93	93 ↔ 96	93 ↔ 95
KUADF96	96 ↔ 99	95 ↔ 98
KUADF99	99 ↔ 102	98 ↔ 101

## Données techniques / *Technical data*

### Verre *Glass types*



Transparent  
*Clear*



Sérigraphie Ravenna  
*Ravenna printing*

### Finition profilés *Profile colours*



Chrome

### Poignée *Handle*



Poignée métallique chrome  
*Chrome metallic handle*

### Traitement *Treatment*



#### **TRAITEMENT ANTI-GOUTTES**

Cristal toujours brillant, facile à nettoyer. Empêche le dépôt du calcaire et des bactéries.

#### **CRYSTAL CLEAR TREATMENT**

*Leaves glass easy to clean.  
Does not support the growth  
of bacteria and scale.*



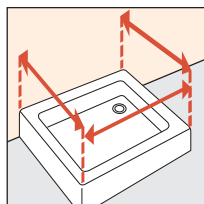
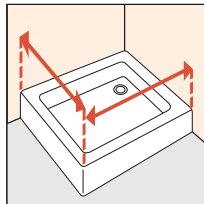
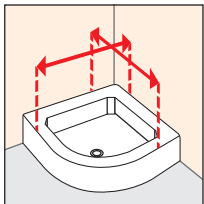
#### **PVD FINITION CHROME**

Sans aucune émission nocive.  
Anticalcaire, Antibactérien, Ecologique.  
Aspect brillant durable.

#### **PVD CHROME FINISH**

*Zero emission integrated cycle,  
100% environment-friendly.  
Antiscale, antibacteria, ecological,  
long-time shining resistance.*

## Comment relever les mesures / *How to take the measurement*



Prendre les mesures du mur au bord extérieur du receveur de douche. Relever les mesures après la pose du carrelage.

*Take the measurements from wall to the external edge of the shower tray. Measurements must be taken once the walls are finished and tiled, according to the above drawings.*